



New Build

NAU
YACHTS

FLY 62

MOTOR YACHT AZIMUT 19.22M 2028

FLAG -

MOTOR YACHT

FLY 62



Azimut Fly 62 is a modern flybridge motor yacht measuring 19.22 metres, designed for active life on the water and comfortable coastal cruising. A well-thought-out layout and clear zoning ensure a high level of comfort for both owners and guests. The model's defining feature is the Beach Cockpit concept. A fold-down transom platform combined with a transformable sofa turns the aft area into a generous waterside lounge, offering direct and safe access to the sea and seamlessly blending swimming with social space at water level.

The exterior, designed by Alberto Mancini, is characterised by dynamic lines and a forward-shifted superstructure that increases cockpit volume. An integrated hardtop provides effective sun protection while preserving an open, airy feel. Interiors by Fabio Fantolino follow a light, contemporary aesthetic: an open-plan main deck, soft furnishings and large windows create a strong visual connection with the sea and enhance the sense of space.

The lower deck accommodates three guest cabins for six guests, including a full-beam master cabin, as well as a separate crew cabin. All guest cabins are equipped with en-suite bathrooms, ensuring privacy and autonomy during longer stays on board.

The **Fly 62** can be powered by twin Volvo Penta IPS 1200 or IPS 1350 engines, delivering a top speed of 30–32 knots and a comfortable cruising speed of around 25–26 knots, making it a well-balanced yacht that combines performance, comfort and a true waterside lifestyle.

[see more information about M/Y FLY 62 at www.nauyachts.com](http://www.nauyachts.com)

SPECIFICATION

SHIPYARD, MODEL	Azimut Fly 62
DELIVERY AT THE SHIPYARD	2028
LENGTH	19.22 m
WATERLINE LENGTH	16.98 m
HULL CONFIGURATION	PLANING
BEAM	5.09 m
RANGE	291
DRAFT	1.63 m
GROSS TONNAGE	N/A
YACHT CLASS	CE CLASS A
CABINS	3+1
MASTER CABIN	LOWER DECK
GUESTS	6
BERTHS	6+2
CREW	2
HEADS	3+1

EXTERIOR DESIGN	ALBERTO MANCINI
INTERIOR DESIGN	FABIO FANTOLINO
HULL	GRP
SUPERSTRUCTURE	GRP
ENGINES	2 x Volvo Penta IPS 900 h.p.
TYPE OF DRIVE	VOLVO PENTA IPS
ENGINE HOURS	N/A
MAXIMUM SPEED	30 kn
CRUISING SPEED	25 kn
FUEL CONSUMPTION AT ECONOMICAL SPEED	~ 180 l/h
FUEL	2800 l
GREY WATER	150 l
BLACK WATER	150 l
FRESH WATER	750 l
DISPLACEMENT	39

[see more information about M/Y FLY 62 at www.nauyachts.com](http://www.nauyachts.com)



EXTERIOR AZIMUT FLY 62

M/Y FLY 62



EXTERIOR AZIMUT FLY 62

M/Y FLY 62



EXTERIOR AZIMUT FLY 62

M/Y FLY 62



EXTERIOR AZIMUT FLY 62

M/Y FLY 62



AFT AREA

M/Y FLY 62



COCKPIT SEATING AREA

M/Y FLY 62



COCKPIT SEATING AREA

M/Y FLY 62



COCKPIT SEATING AREA

M/Y FLY 62



COCKPIT DINING AREA

M/Y FLY 62



COCKPIT DINING AREA

M/Y FLY 62



FLYBRIDGE LOUNGE AREA

M/Y FLY 62



FLYBRIDGE LOUNGE AREA

M/Y FLY 62



FLYBRIDGE LOUNGE AREA

M/Y FLY 62



FLYBRIDGE LOUNGE AREA

M/Y FLY 62



MAIN SALON LOUNGE AREA

M/Y FLY 62



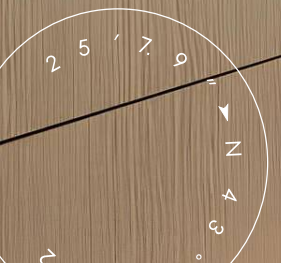
MAIN SALON LOUNGE AREA

M/Y FLY 62



MAIN SALON DINING AREA

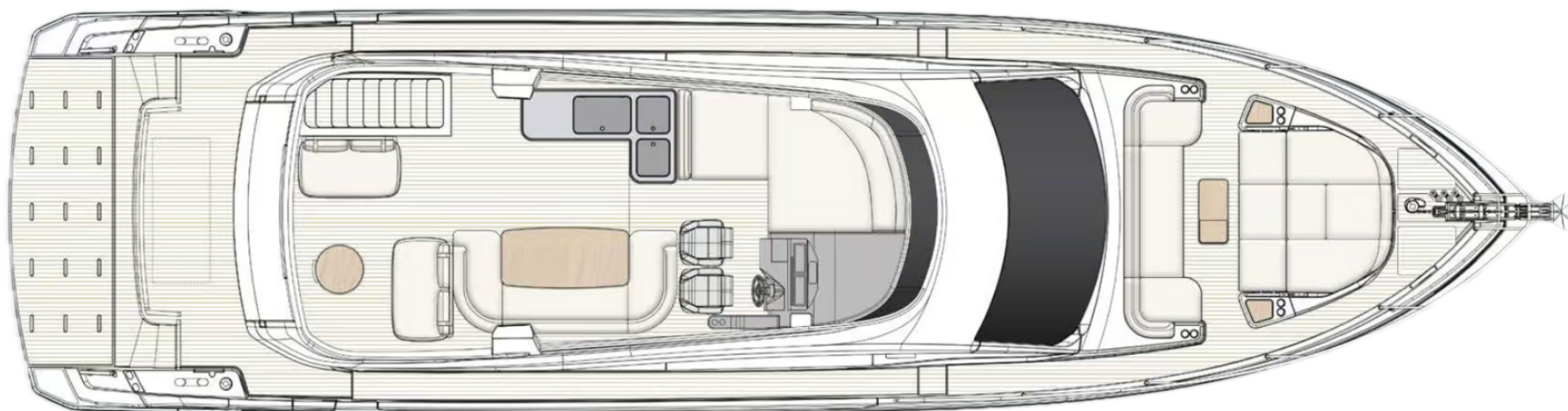
M/Y FLY 62



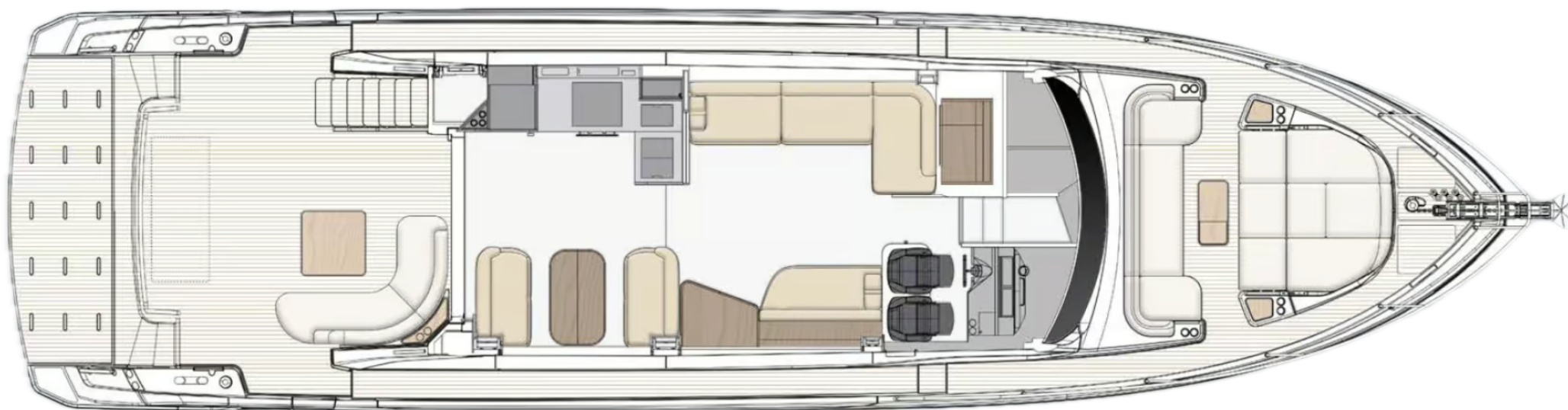
GALLEY

M/Y FLY 62

General Arrangement



FLYBRIDGE



MAIN DECK



LOWER DECK



KIRILL KUATOV

+377 607 93 15 20

+39 333 576 44 44

 [Send e-mail](#)

 WhatsApp

 Telegram

[More information about M/Y FLY 62 at www.nauyachts.com](http://www.nauyachts.com)

[Watch video](#)