



Brokerage

NAU
YACHTS

CHICK CHUCK

MOTOR YACHT SANLORENZO 27.6M 2011

€3,500,000
FLAG - UK

MOTOR YACHT

CHICK CHUCK



CHICK CHUCK is a 27.6-metre motor yacht built in 2011 by **Sanlorenzo**, offering a perfect blend of comfort and seakeeping performance. Her exterior was designed by Francesco Paszkowski, while the hull architecture is by the **Sanlorenzo** team. The rounded beige hull and white superstructure give her a timeless, elegant profile. She is powered by twin MAN V12-1200 engines, providing speeds of 12–17 knots and a range of up to 2,500 nautical miles at 10 knots. The propulsion system features shafts, ZF gearboxes, balanced stainless-steel propellers, and ABT TRAC stabilizers, ensuring comfort both underway and at anchor. Electrical systems are supported by dual 40 kW Kohler generators, battery banks, and an integrated onboard management system.

Accommodation is for eight guests in four cabins: a full-beam owner's suite on the main deck, a VIP cabin, and two guest cabins on the lower deck. The crew of four is accommodated in three separate cabins. Interiors and the galley are equipped to the highest standards, including Miele appliances, a flybridge grill and refrigerator, and a dedicated laundry area.

Navigation and communication systems include Simrad autopilot with multifunction displays, FLIR night vision, VHF radios, and a Panasonic onboard entertainment and intercom system. The yacht comes with a Williams Sportjet 395 tender.

CHICK CHUCK has been meticulously maintained and refitted over the years, including comprehensive engine, generator, stabilizer, and air-conditioning overhauls, polishing of hull and superstructure, teak deck restoration, desalinators servicing, steering system maintenance, and full inspection of all electrical and mechanical systems.

[see more information about M/Y CHICK CHUCK at www.nauyachts.com](http://www.nauyachts.com)

SPECIFICATION

SHIPYARD, MODEL	Sanlorenzo SD92
BUILT	2011
LENGTH	27.6 m
WATERLINE LENGTH	24.9 m
HULL CONFIGURATION	SEMI-DISPLACEMENT
BEAM	7.15 m
RANGE	2500
DRAFT	2.2 m
GROSS TONNAGE	98 GT
YACHT CLASS	RINA
CABINS	4+3
MASTER CABIN	MAIN DECK
GUESTS	8
BERTHS	8+3
CREW	4
HEADS	4+3

EXTERIOR DESIGN	FRANCESCO PASZKOWSKI
INTERIOR DESIGN	FRANCESCO PASZKOWSKI
HULL	GRP
SUPERSTRUCTURE	GRP
ENGINES	2 x MAN V8 1200 h.p.
TYPE OF DRIVE	SHAFT LINE
ENGINE HOURS	3275 h
MAXIMUM SPEED	17 kn
CRUISING SPEED	12 kn
FUEL CONSUMPTION AT ECONOMICAL SPEED	~ 100 l/h
FUEL	16500 l
GREY WATER	1100 l
BLACK WATER	1100 l
FRESH WATER	2700 l
DISPLACEMENT	110

[see more information about M/Y CHICK CHUCK at www.nauyachts.com](http://www.nauyachts.com)



EXTERIOR SANLORENZO SD92 2011 MY CHICK
CHUCK

M/Y CHICK CHUCK



EXTERIOR SANLORENZO SD92 2011 MY CHICK
CHUCK

M/Y CHICK CHUCK



EXTERIOR SANLORENZO SD92 2011 MY CHICK
CHUCK

M/Y CHICK CHUCK



FLYBRIDGE LOUNGE AREA

M/Y CHICK CHUCK



FLYBRIDGE LOUNGE AREA

M/Y CHICK CHUCK



SECOND HELM STATION

M/Y CHICK CHUCK



FLYBRIDGE LOUNGE AREA

M/Y CHICK CHUCK



PORT SIDE

M/Y CHICK CHUCK



BOW LOUNGE AREA

M/Y CHICK CHUCK



COCKPIT DINING AREA

M/Y CHICK CHUCK



COCKPIT DINING AREA

M/Y CHICK CHUCK



MAIN SALON LOUNGE AREA

M/Y CHICK CHUCK



MAIN SALON LOUNGE AREA

M/Y CHICK CHUCK



MASTER CABIN

M/Y CHICK CHUCK



MASTER CABIN

M/Y CHICK CHUCK



MAKE-UP TABLE IN MASTER CABIN

M/Y CHICK CHUCK



MASTER BATHROOM

M/Y CHICK CHUCK



VIP CABIN

M/Y CHICK CHUCK



VIP BATHROOM

M/Y CHICK CHUCK



GUEST CABIN

M/Y CHICK CHUCK



GUEST BATHROOM

M/Y CHICK CHUCK



MAIN HELM STATION

M/Y CHICK CHUCK



GALLEY

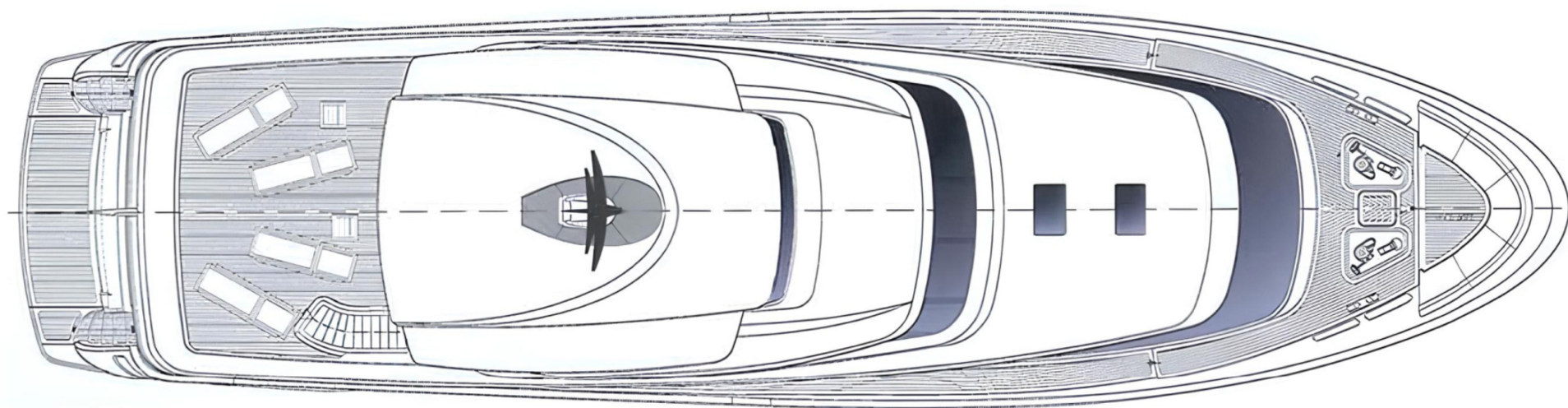
M/Y CHICK CHUCK



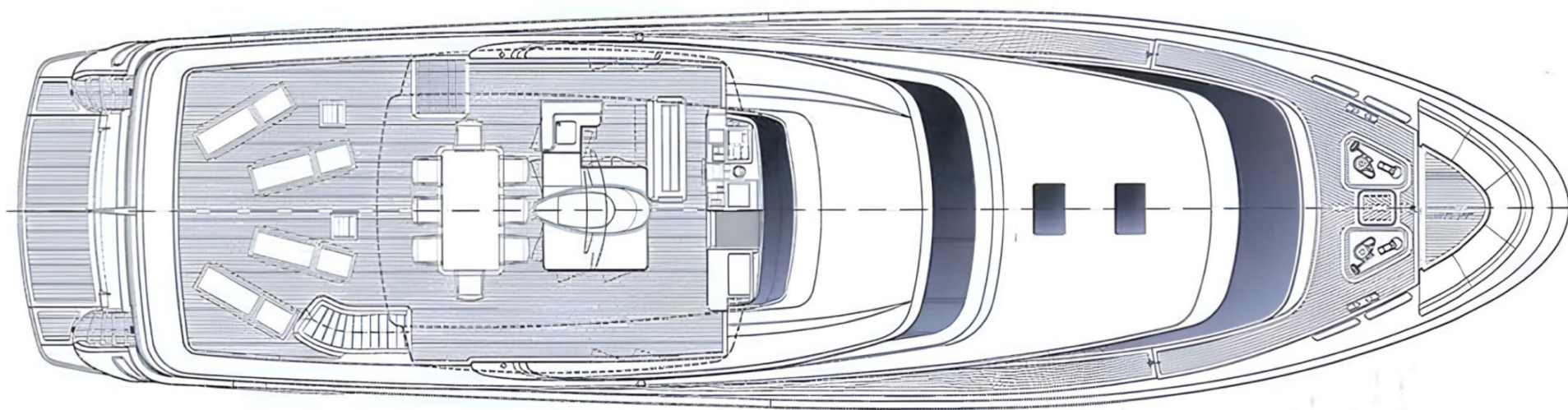
TENDER

M/Y CHICK CHUCK

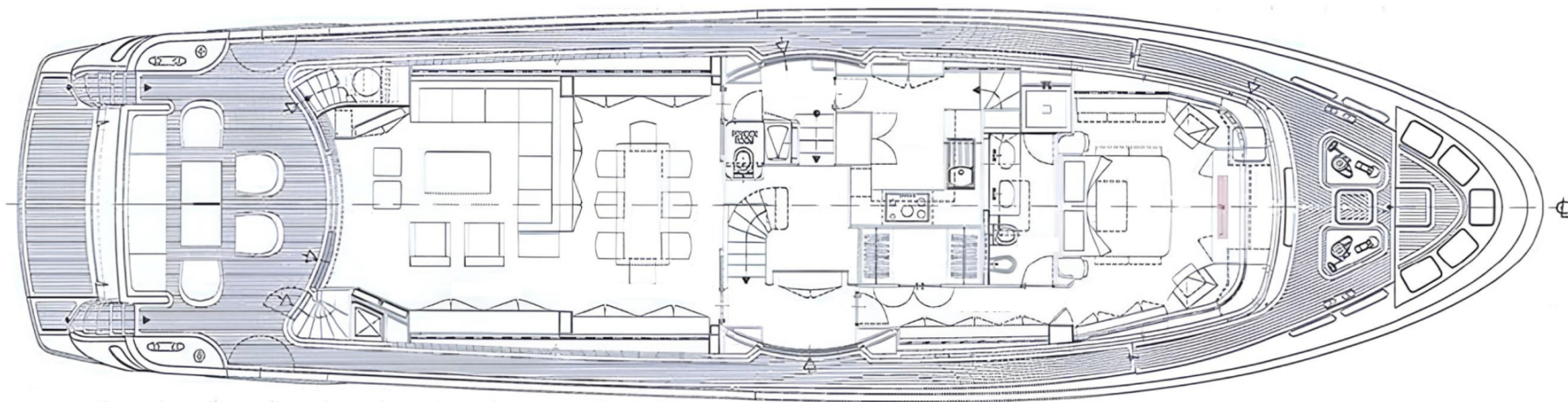
General Arrangement



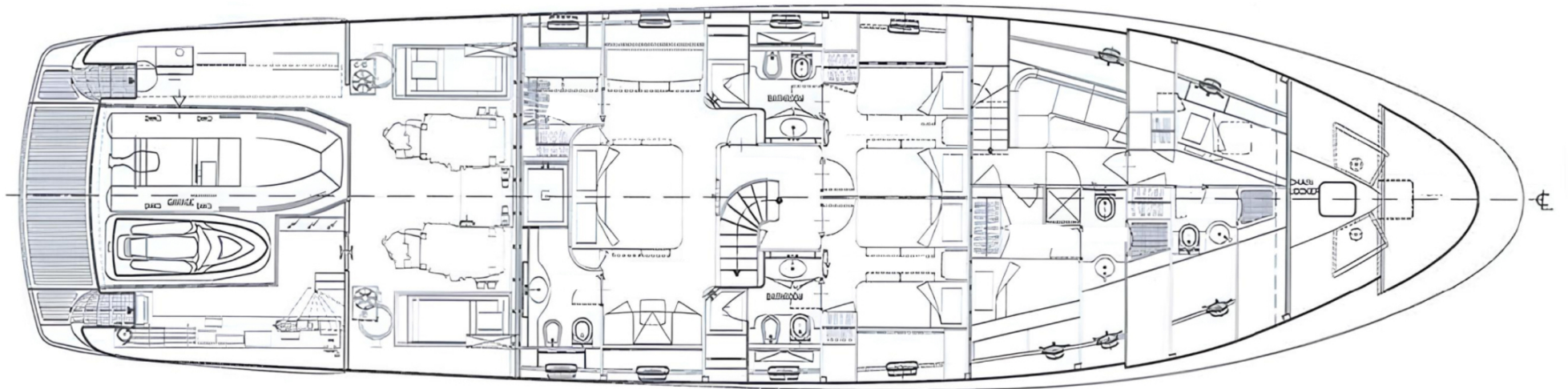
TOP VIEW



FLYBRIDGE



MAIN DECK



LOWER DECK



KIRILL KUATOV

+377 607 93 15 20

+39 333 576 44 44

 [Send e-mail](#)

 WhatsApp

 Telegram